



Cigar lighter (power outlet) fuse in the Peugeot Partner is the fuse #9 in the Instrument panel fuse box.

Table of Contents

Fuse box location

Instrument Panel

Engine Compartment

Fuse box diagrams

2008, 2009, 2010, 2011, 2012, 2013

2014, 2015, 2016, 2017


Fuse box location

The fuse boxes are placed:

– in the lower part of the fascia on the left-hand side, behind the cover (on the right-hand

side in the RHD);

– under the bonnet (near the battery).



Instrument Panel

Left-hand drive vehicles



Right-hand drive vehicles



Engine Compartment





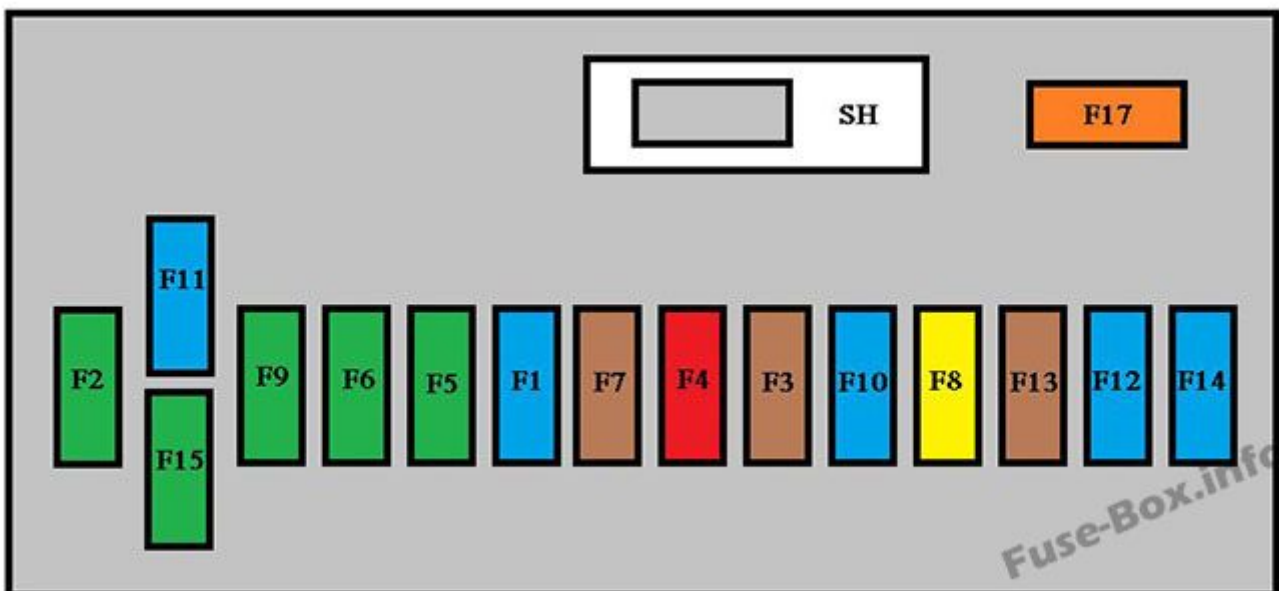
If fitted on your vehicle, an additional fusebox is used for towing, the towbar and the connections for the coachbuilder and platform cab modifications. It is located on the right behind the load retaining partition.

Fuse box diagrams

Advertisements

2008, 2009, 2010, 2011, 2012, 2013

Dashboard Fuse box



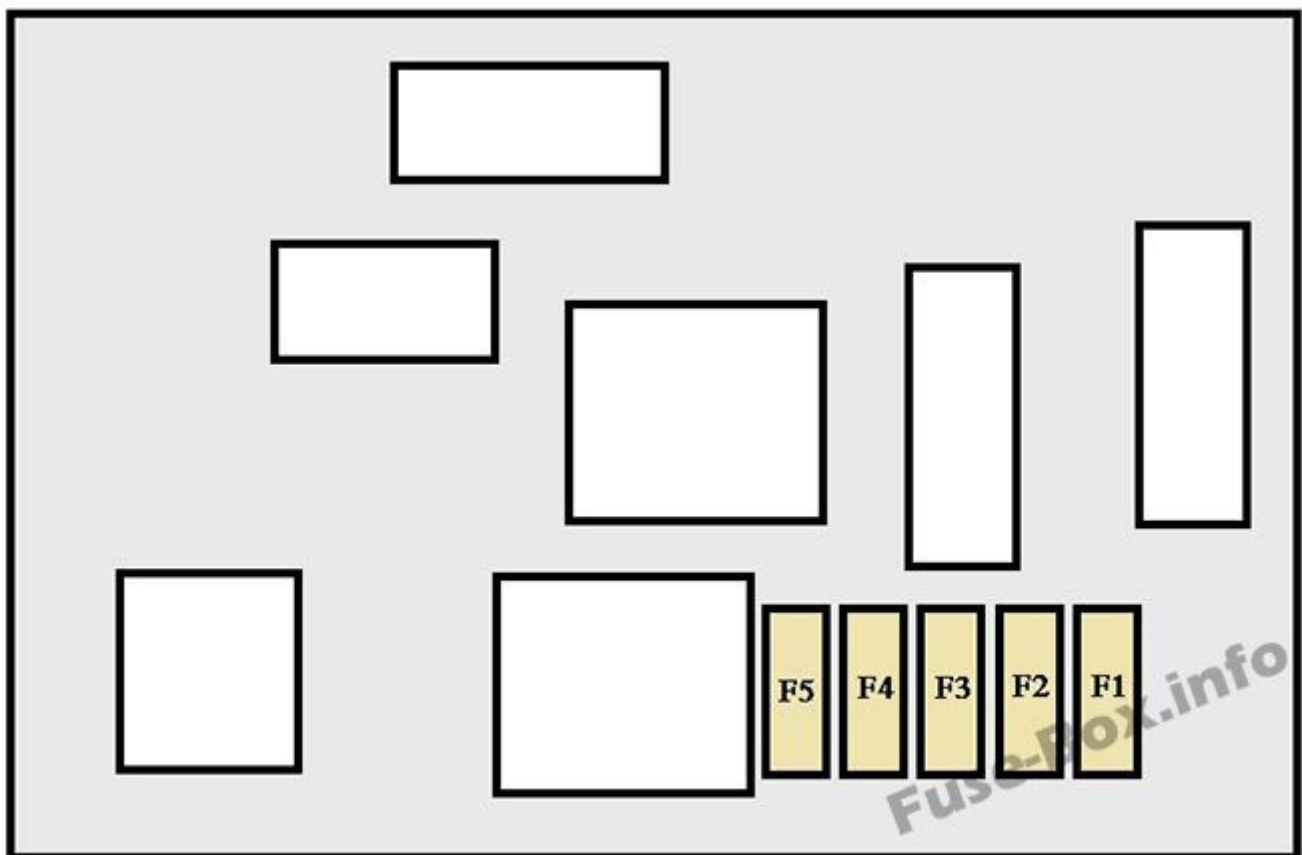
Assignment of the fuses in the Dashboard Fuse box (2008-2013)

No	Amperes	Allocation
1	15	Rear wiper
2	-	Spare
3	5	Airbags
4	10	Air conditioning, diagnostic socket, mirror control, headlamp beam
5	30	Electric windows
6	30	Locks
7	5	Rear courtesy lamp, front map reading lamp, roof console
8	20	Audio equipment, CD changer, display, tyre underinflation detection, alarm and siren
9	30	Front and rear 12V socket
10	15	Central column
11	15	Low current ignition switch
12	15	Rain and sunshine sensor, airbag
13	5	Instrument panel
14	15	Parking sensors, digital air conditioning controls, hands-free kit
15	30	Locks
16	-	Spare
17	40	Heated rear screen/mirrors



Assignment of the fuses in the Passenger compartment (2008-2013)

№	Amperes	Allocation
1	-	Spare
2	20	Heated seats
3	-	Spare
4	15	Folding mirrors relay
5	15	Refrigeration equipment socket relay

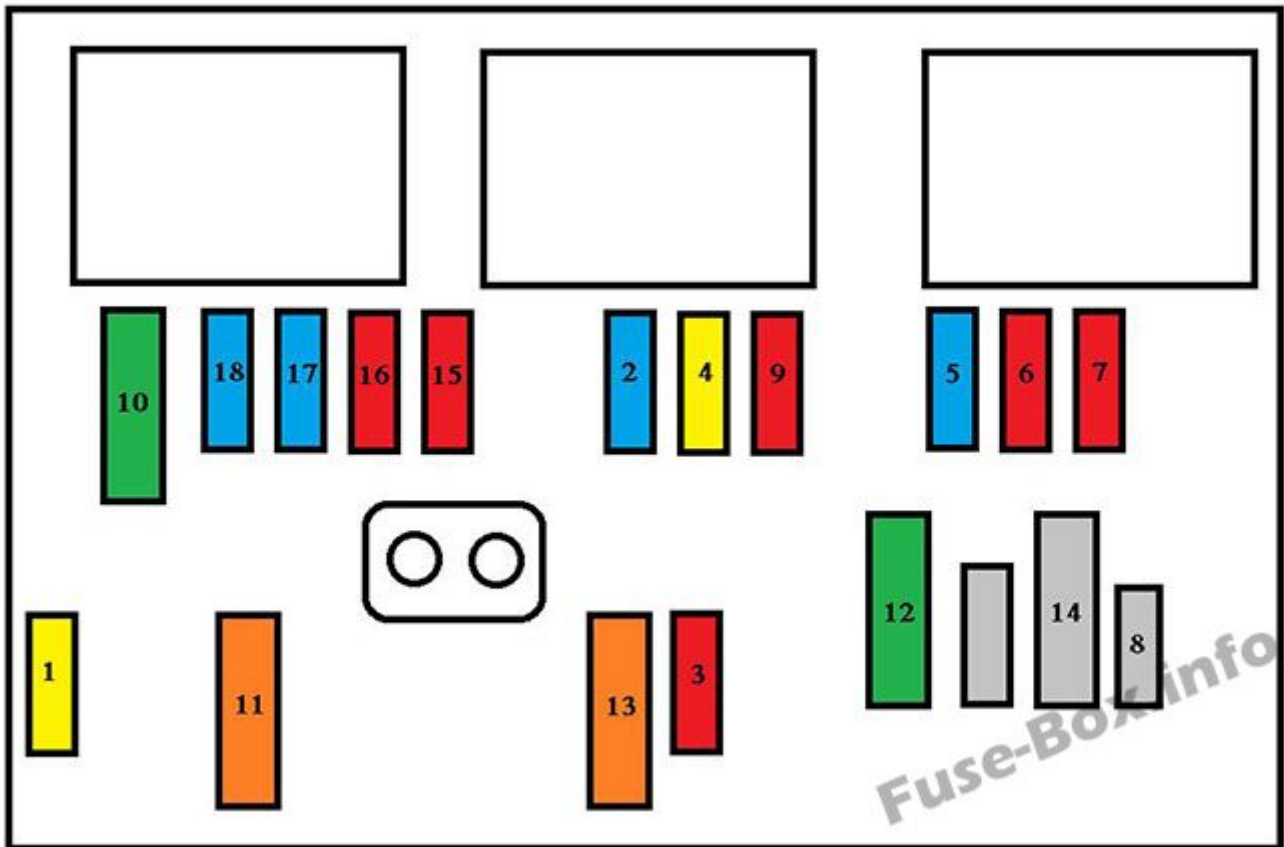
Towing/towbar/coachbuilders/platform cab fuses**Assignment of the platform cab fuses (2008-2013)**

№	Amperes	Allocation
1	15	Spare

No	Amperes	Allocation
2	15	Ignition, generator operating relay
3	15	Trailer 12V supply
4	15	Permanent supply for the modifiers
5	40	Hazard warning lamps

Advertisements

Engine compartment



Assignment of the fuses in the engine compartment (2008-2013)

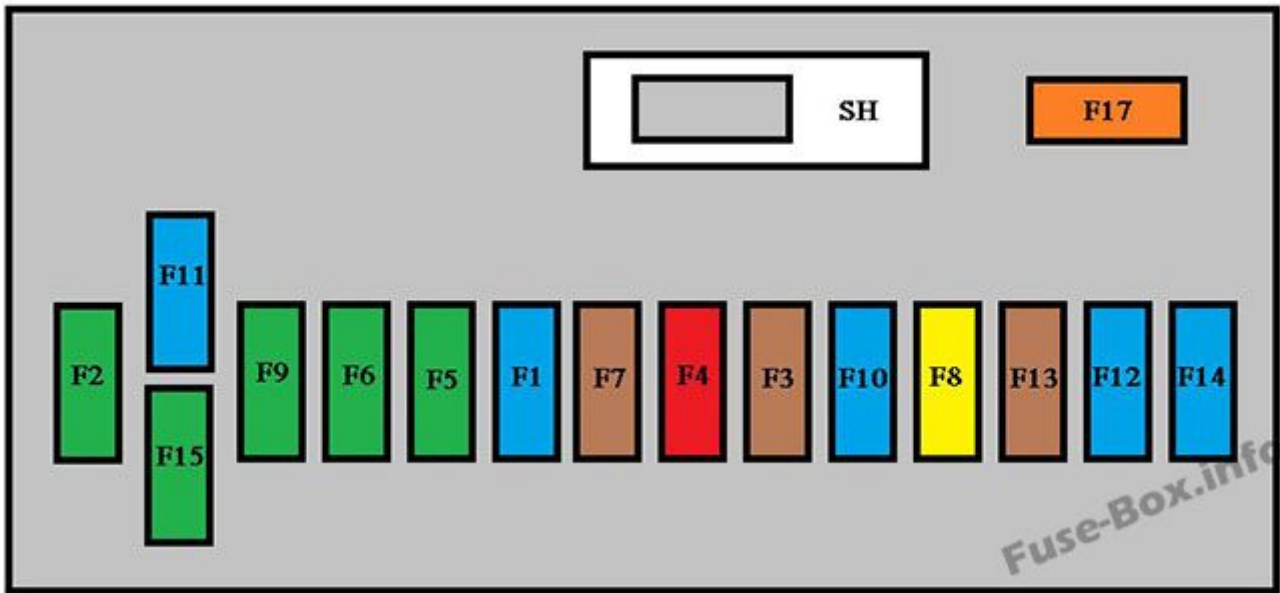
No	Amperes	Allocation
1	20	Engine management
2	15	Horn

No	Amperes	Allocation
3	10	Front and rear screenwash pump
4	20	Headlamp wash pump
5	15	Engine components
6	10	Steering wheel angle sensor, ESP
7	10	Brake switch, clutch switch
8	25	Starter
9	10	Headlamp beam motor, parc management unit
10	30	Engine components
11	40	Spare
12	30	Wipers
13	40	Built-in systems interface
14	30	Pump
15	10	Right-hand main beam headlamp
16	10	Left-hand main beam headlamp
17	15	Right-hand dipped beam headlamp
18	15	Left-hand dipped beam headlamp

2014, 2015, 2016, 2017

Advertisements

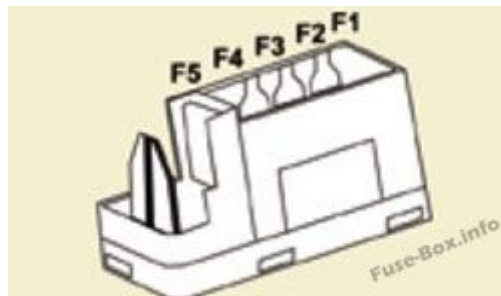
Dashboard Fuse box



Assignment of the fuses in the Dashboard Fuse box (2014-2017)

No	Amperes	Allocation
1	15	Rear wiper
2	30	Central locking
3	5	Airbags
4	10	Air conditioning, diagnostic socket, mirror control, headlamp beam
5	30	Electric windows
6	30	Locks
7	5	Rear courtesy lamp, front map reading lamp, roof console
8	20	Audio equipment, screen, tyre under-inflation detection, alarm and siren
9	30	Front and rear 12V socket
10	15	Central column
11	15	Low current ignition switch
12	15	Rain and sunshine sensor, airbag

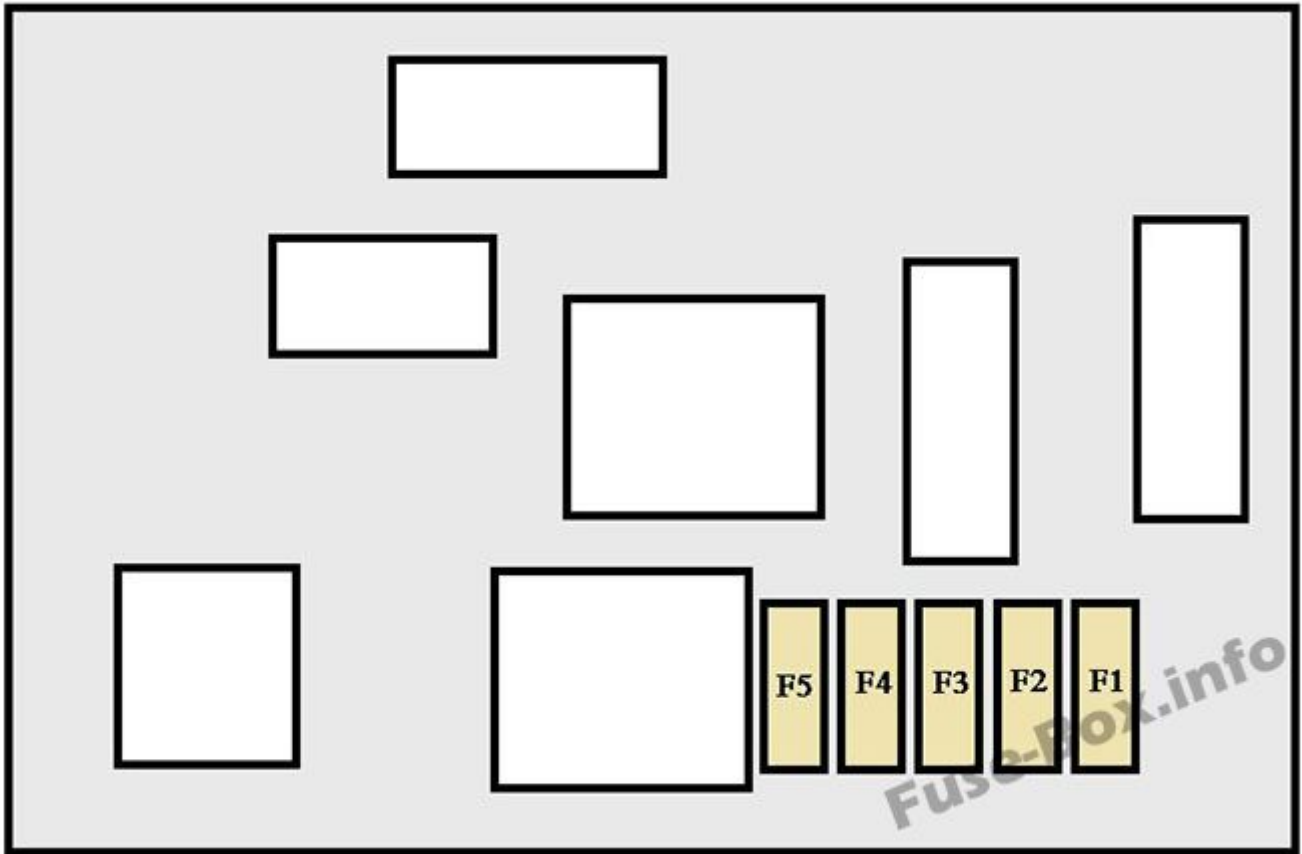
№	Amperes	Allocation
13	5	Instrument panel
14	15	Parking sensors, digital air conditioning controls, hands-free kit
15	30	Locks
16	-	Spare
17	40	Heated rear screen/mirrors



Assignment of the fuses in the Passenger compartment (2014-2017)

№	Amperes	Allocation
1	-	Spare
2	20	Heated seats
3	-	Spare
4	15	Folding mirrors relay
5	15	Refrigeration equipment socket relay

Towing/towbar/coachbuilders/platform cab fuses

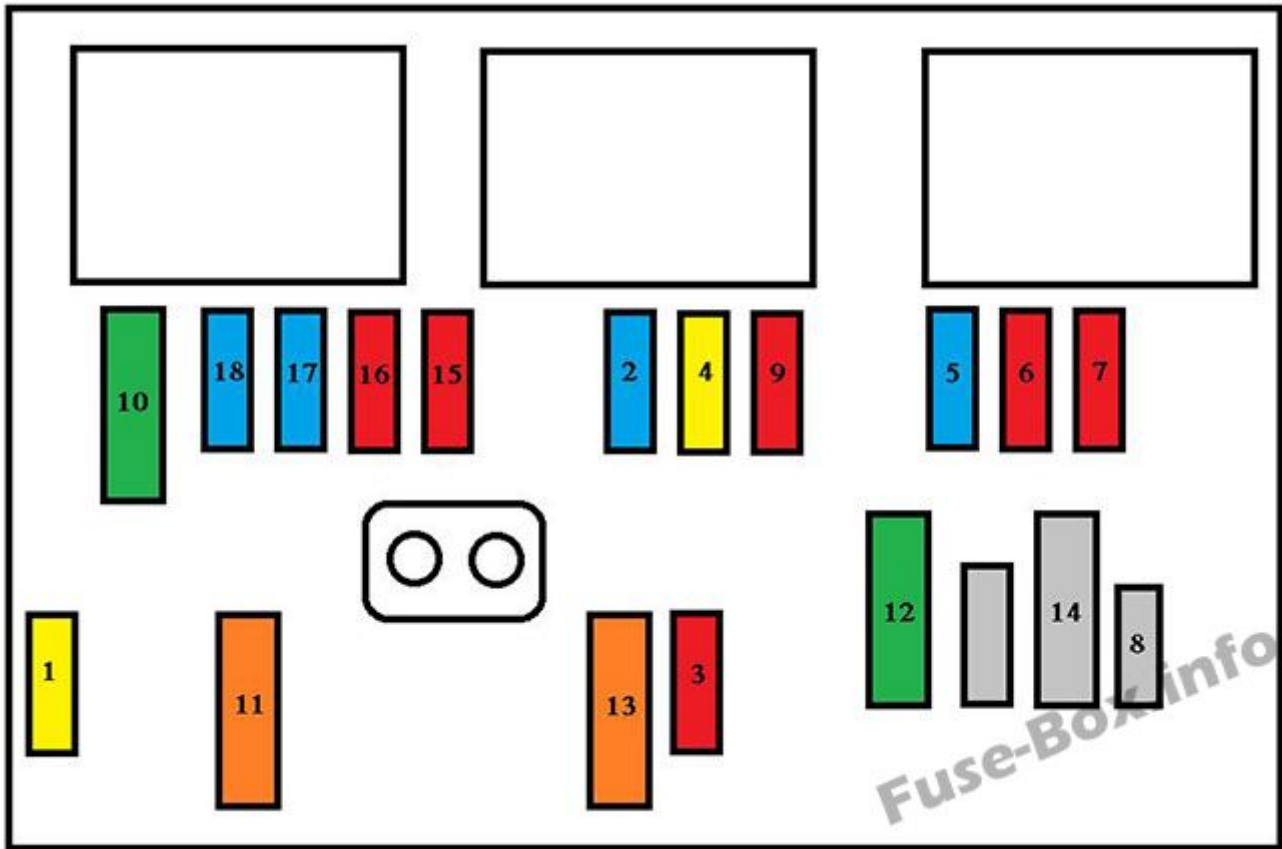


Assignment of the platform cab fuses (2014-2017)

No	Amperes	Allocation
1	15	Spare
2	15	Ignition, generator operating relay
3	15	Trailer 12V supply
4	15	Permanent supply for the modifiers
5	40	Hazard warning lamps

Advertisements

Engine compartment



Assignment of the fuses in the engine compartment (2014-2017)

No	Amperes	Allocation
1	20	Engine management
2	15	Horn
3	10	Front and rear screenwash pump
4	20	Headlamp wash pump or LED
5	15	Engine components
6	10	Steering wheel angle sensor, DSC
7	10	Brake switch, clutch switch
8	25	Starter motor
9	10	Headlamp beam motor, parc management unit
10	30	Engine components
11	40	Spare

No	Amperes	Allocation
12	30	Wipers
13	40	Built-in systems interface
14	30	Pump
15	10	Right-hand main beam headlamp
16	10	Left-hand main beam headlamp
17	15	Right-hand dipped beam headlamp
18	15	Left-hand dipped beam headlamp

Learn more:



- [How to check the fuses?](#)
- [How to replace a blown fuse?](#)
- [Why do car fuses blow?](#)
- [Types of automotive fuses](#)

[Acura](#)

[Alfa Romeo](#)

[Audi](#)

[BMW](#)

[Buick](#)